

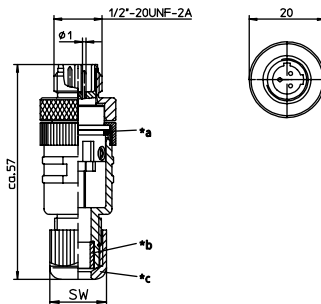
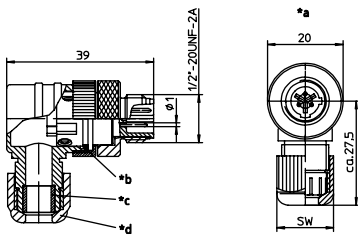


## Field Attachable 1/2" UNF Connectors for Actuators and Sensors – Male Connectors

### Technical Information

Product Description		
Order Designation	RSC 3U	RSCW 3U
		
Description	Field attachable connector, 1/2" UNF male connector, straight, C- (or U-)coding, with screw coupling, assembly using screw-type terminals, 3-pin	Field attachable connector, 1/2" UNF male connector, angled, C- (or U-)coding, with screw coupling, assembly using screw-type terminals, 3-pin
RoHS-compliant (2011/65/EU)	Yes	
(Construction Type) Standard	based on IEC 61076-2-101	
Approvals	UL	
Technical Data		
Ambient Temperature	-25 °C to +90 °C	
Housing Material/Grip	PBT	
Contact Holder Material	PBT	
Contact Material/Surface Finish	CuZn, copper underlay, CuSnZn	
Screw Coupling Material	CuZn, nickel-plated	
Mechanical Data		
Degree of Protection	IP67 (only when mated to associated counterparts)	
Electrical Data		
Contact Resistance	≤ 5 mΩ	
Operating Voltage	230 V AC/DC	
Rated Current	4 A	
Pollution Degree	3	
Technical Drawing		
		

RSC 3U: \*a = Insert can be rotated 90° • \*b = O-ring • \*c = Seal • \*d = Cap nut













RSCW 3U: \*a = O-ring • \*b = Seal • \*c = Cap nut

Pin Assignment

3-pin, U-coding



Order Information

Order No.	Order Designation	No. of Pins	Terminal Type	Conductor Size	Cable Range	Characteristics
11582	RSC 3U/7	3	screw	max. 0.75 mm <sup>2</sup>	Ø 3.0 to 6.5 mm (AF 15)	  
11583	RSC 3U/9	3	screw	max. 0.75 mm <sup>2</sup>	Ø 4.0 to 8.0 mm (AF 19)	  
11601	RSCW 3U/7	3	screw	max. 0.75 mm <sup>2</sup>	Ø 3.0 to 6.5 mm (AF 15)	  
11602	RSCW 3U/9	3	screw	max. 0.75 mm <sup>2</sup>	Ø 4.0 to 8.0 mm (AF 19)	  

Conversion table mm<sup>2</sup> to AWG on page 20.